

# Manual > Transition Form GST TRAN - 2

## How can I file transition form GST TRAN - 2?

To file transition form GST TRAN - 2, perform the following steps:

[1. Login and Navigate to Transitions Forms > TRAN - 2 page](#)

2. Enter details in various tiles

- [Online Mode](#)
- [Offline Mode](#)

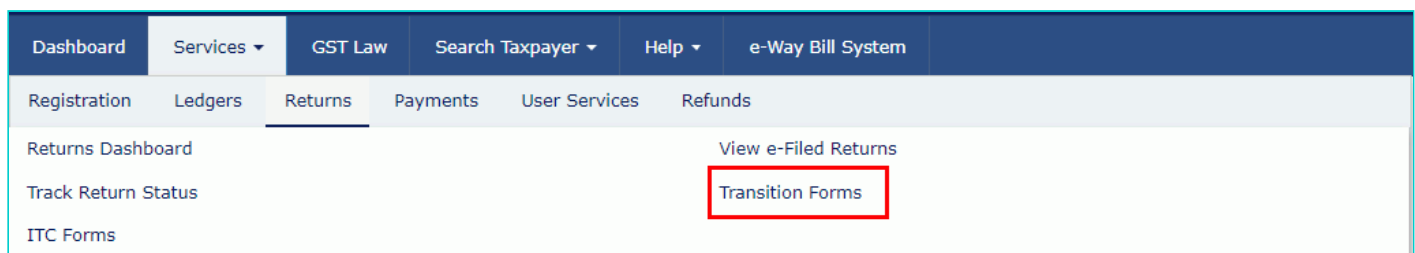
[3. Preview TRAN-2](#)

[4. Submit TRAN - 2 to freeze data](#)

[5. File TRAN - 2 with DSC or EVC](#)

### 1. Login and Navigate to Transitions Forms > TRAN - 2 page

1. Access the [www.gst.gov.in](http://www.gst.gov.in) URL. The GST Home page is displayed.
2. Login to the GST Portal with valid credentials.
3. Click the **Services > Returns > Transition Forms** command.



4. The **Transition Forms** page is displayed. The tabs of transition forms TRAN - 1/ TRAN - 2/ TRAN - 3 are visible in the top band. Tiles of Form TRAN - 1 will be visible by default. Click the **TRAN - 2** tab.

Skip to Main Content A+ A-

HERAMB PLASTIC INDU

**Goods and Services Tax**

Dashboard Services GST Law Search Taxpayer Help e-Way Bill System

Dashboard Returns Transition Forms **TRAN - 1** English

Transition Forms  
TRAN - 1 **TRAN - 2** TRAN - 3

TRAN - 1 - Transitional ITC / Stock Statement [Help Notes](#)

GSTIN - 26AAGFH2945H1ZD Legal Name - HERAMB PLASTIC INDUSTRIES Trade Name -  
Status - Filed

Whether all the returns required under existing law for the period of six months immediately preceding the appointed date have been furnished?

**Note:** Use CSV template & Upload functionality if you have large number of records in 5B, 9A and 9B. Use Excel Macro Tool & Upload functionality if you have large number of records in 6A, 6B, 7A and 7B.

5(a), 5(b), 5(c) - Amount of tax credit carried forward

6(a), 6(b) - Details of capitals goods for which unavailed credit has not been carried forward

7(a), 7(b), 7(c), 7(d) - Details of the inputs held in stock

Details of goods held in stock as agent on behalf of the principal under section 142

8 - Details of transfer of CENVAT credit for registered person having centralized registration

9(a), 9(b) - Details of goods sent to job-worker and held in his stock on behalf of principal under section 141

10(a), 10(b) - Details of goods held in stock as agent on behalf of the principal under section 142

11 - Details of credit availed in terms of Section 142(11(c))

12 - Details of goods sent on approval basis six months prior to the appointed day (section 142(12))

Important Message

1. Once you fill the details in relevant Tables, please save the Form. Please **correct any errors** occurred during save before proceeding to submit and verify the Saved records by using download option. Please be informed that once "Submit" button is clicked, **no modification will be allowed**. Entries with respect to transitional credit declared in TRAN-1 will get reflected in the electronic credit ledger.

2. Facility to revise TRAN-1 has been enabled for Taxpayers who had already filed it. If revision is resulting in downward credit, Taxpayer should be able to file only if he has sufficient balance in his credit ledger. Taxpayers who are filing it for the first time will not be able to revise it immediately. Functionality to revise the TRAN-1 for those who do not fulfill the above criteria shall be enabled shortly.

I/We hereby solemnly affirm and declare that the information given herein above is true and correct to the best of my/our knowledge and belief and nothing has been concealed therefrom.

© 2016-17 Goods and Services Tax Network Site Last Updated on Designed & Developed by GSTN

Site best viewed at 1024 x 768 resolution in Internet Explorer 10+, Google Chrome 49+, Firefox 45+ and Safari 6+

Top

5. Select the **Year & Month** for which you want to file the TRAN-2 from the drop-down list.

6. Click the **SEARCH** button.

**Note:** You need to file GSTR-3 or GSTR-3B for the selected period. You will able to file 'FORM GST TRAN – 2' only once valid return has been filed for the selected period.

Dashboard Returns Transition Forms **TRAN - 2** English

Transition Forms  
TRAN - 1 **TRAN - 2** TRAN - 3

TRAN - 2

Indicates Mandatory Fields

Year\*  Month\*

## 2. Enter details in various tiles

There are a number of tiles representing different Tables to enter relevant details. You can enter details in these tiles through online/ offline mode.

## Online Mode

### 4 - Details of Inputs held on stock on appointment date in respect of which he is not in possession of any invoice/document evidencing payment of tax carried forward to Electronic Credit ledger

**Note:** In case you have not declared anything in part 7B of table 7(a) of TRAN-1, you will not be permitted to fill any details in Table 4 of TRAN-2.

1. Click the **4 - Details of Inputs held on stock on appointment date in respect of which he is not in possession of any invoice/document evidencing payment of tax carried forward to Electronic Credit ledger** tile.


The screenshot shows the Goods and Services Tax portal interface. At the top, there is a header with the Government of India logo and the text 'Goods and Services Tax'. Below the header is a navigation menu with options like 'Dashboard', 'Services', 'GST Law', 'Search Taxpayer', 'Help', and 'e-Way Bill System'. The main content area displays 'Transition Forms' with tabs for 'TRAN - 1', 'TRAN - 2', and 'TRAN - 3'. Under the 'TRAN - 2' tab, there is a form with the following details: GSTIN - 26AAGFH2945H1ZD, Legal Name - HERAMB PLASTIC INDUSTRIES, Trade Name - Year- 2017-18, Month- July, and Status - Not Filed. Below the form, there are two tiles: '4 - Details of Inputs held on stock on appointment date in respect of which he is not in possession of any invoice/document evidencing payment of tax carried forward to Electronic Credit ledger' (highlighted with a red border) and '5 - Credit on State Tax on the stock (To be there only in States having VAT at single point)'. An 'Important Message' box states: 'Once you fill the details in relevant Tables, please submit the Form. Please be informed that once "Submit" button is clicked, **no modification will be allowed.**'. At the bottom, there is a declaration: 'I/We hereby solemnly affirm and declare that the information given herein above is true and correct to the best of my/our knowledge and belief and nothing has been concealed therefrom.' Below the declaration are buttons for 'BACK', 'PREVIEW', 'SUBMIT', 'FILE WITH DSC', and 'FILE WITH EVC'. The footer contains copyright information: '© 2016-17 Goods and Services Tax Network', 'Site Last Updated on', and 'Designed & Developed by GSTN'. A 'Top' button is also present in the bottom right corner.


2. Click the **ADD DETAILS** button to add a new invoice.

Details of Inputs held on stock on appointment date 

No Invoices found for the provided Inputs

**"Important Note"**

1. Please use '**JSON File Upload**' functionality if you have larger number of records. Use Online '**Add Details**' Functionality for adding lesser records.
2. JSON file can be generated from offline excel tool. [Click here](#)  to download the tool.
3. Please go through the '**Read Me**' sheet in the excel for complete information on how to use the tool.

 [Click here](#) to download all processed records.

## JSON File Upload

No file chosen

BACK

ADD DETAILS

3. In the **HSN** field, enter the HSN code as per applicable provision of reporting HSN code same as what you entered in the TRAN 1 form in table 7(a) with option "No." for the field "invoice evidencing payment of duty".
4. In the **Description** field, enter the description. (Either HSN or Description should be mandatorily entered)
5. In the **UQC** field, select UQC.
6. In the **Qty.** field, enter the quantity of the opening stock for the tax period declared earlier in Table 7(a) of Tran 1.
7. In the **Qty.** field, enter the quantity for the outward supply made in the tax period.
8. In the **Value** field, enter the total value of the outward supply made in the tax period.
9. In the **Central Tax** field, enter the central tax paid on the outward supply of the goods made in the tax period.
10. In the **Integrated Tax** field, enter the integrated tax paid on the outward supply of the goods made in the tax period.
11. In the **ITC Allowed** field, enter the ITC allowed on the central tax and integrated tax paid on the outward supply depending on the tax rate of the sold/supplied goods.
12. Click the **ADD** button.

Dashboard Services GST Law Search Taxpayer Help

Dashboard > Returns > Transition Forms > TRAN - 2 > taxcarriedforward English

### Details of inputs held on stock on appointment date - Add ?

• Indicates Mandatory Fields

Opening stock for the tax period

HSN •  Description •  UQC •

Qty. •

Outward supply made

Qty. •  Value •  Central Tax •

Integrated Tax •  ITC allowed •

Closing balance

Qty.

You will be directed to the previous page and invoice is added. You can click the **EDIT** button to edit the invoice or **DELETE** button to delete the invoice here.

Save successful

**"Important Note"**

1. Please use '**JSON File Upload**' functionality if you have larger number of records. Use Online '**Add Details**' Functionality for adding lesser records.
2. JSON file can be generated from offline excel tool. [Click here](#) to download the tool.
3. Please go through the '**Read Me**' sheet in the excel for complete information on how to use the tool.

? [Click here](#) to download all processed records.

JSON File Upload

No file chosen

Processed Details

Opening stock for the tax period				Outward supply made					Closing balance	Actions
HSN	Description	UQC	Qty.	Qty.	Value	Central Tax	Integrated Tax	ITC allowed	Qty.	
010129		BAG	23	17	56,67,777.00	77,777.00	0.00	2,333.00	6	<input type="button" value="Edit"/> <input type="button" value="Delete"/>

**Note:**

- In case you have missed adding any HSN line item details in this month, you can add details in the next month by clicking **ADD Details** button, while filing Form GST TRAN 2 for the said tax period.
- **ADD Details** button is enabled only if Form GST TRAN-2 for previous month is filed.
- You can only delete those records which have been added in the same month. Details added in previous tax periods cannot be deleted.
- You can add outward supplies details of HSN line items record which have been added in the previous month. However, opening stock would be un-editable.

### Download Processed Records

Once files are updated, you can download the processed records (Both Online and Offline) in CSV format to verify the recorded added during upload. Click the **Click here** link.

Save successful

**"Important Note"**

1. Please use '**JSON File Upload**' functionality if you have larger number of records. Use Online '**Add Details**' Functionality for adding lesser records.
2. JSON file can be generated from offline excel tool. [Click here](#) to download the tool.
3. Please go through the '**Read Me**' sheet in the excel for complete information on how to use the tool.

[Click here](#) to download all processed records.

JSON File Upload

No file chosen

Processed Details

Opening stock for the tax period				Outward supply made					Closing balance	Actions
HSN	Description	UQC	Qty.	Qty.	Value	Central Tax	Integrated Tax	ITC allowed	Qty.	
010129		BAG	23	17	56,67,777.00	77,777.00	0.00	2,333.00	6	<div style="display: flex; gap: 5px;"> <div style="background-color: #2196f3; color: white; padding: 2px 5px; border-radius: 3px;">✎</div> <div style="background-color: #f44336; color: white; padding: 2px 5px; border-radius: 3px;">✖</div> </div>

- Processed records in CSV format are downloaded to verify the recorded added during upload.

**"Important Note"**

1. Please use '**JSON File Upload**' functionality if you have larger number of records. Use Online '**Add Details**' Functionality for adding lesser records.
2. JSON file can be generated from offline excel tool. [Click here](#) to download the tool.
3. Please go through the '**Read Me**' sheet in the excel for complete information on how to use the tool.

[Click here](#) to download all processed records.

**JSON File Upload**  
 No file chosen

**Processed Details**

Opening stock for the tax period				Outward supply made				Closing balance	Actions	
HSN	Description	UQC	Qty.	Qty.	Value	Central Tax	Integrated Tax	ITC allowed	Qty.	
010129		BAG	23	17	56,67,777.00	77,777.00	0.00	2,333.00	6	<input type="button" value="Edit"/> <input type="button" value="Delete"/>

© 2016-17 Goods and Services Tax Network      Site Last Updated on      Designed & Developed by GSTN

26AAGFH2945H1Z....csv

## 5 - Credit on State Tax on the stock (To be there only in States having VAT at single point)

**Note:** In case you have not declared anything in table 7(d) of TRAN-1, you cannot fill any details in table 5 of TRAN-2.

1. Click the **5 - Credit on State Tax on the stock (To be there only in States having VAT at single point)** tile.

Skip to Main Content    A<sup>+</sup>    A<sup>-</sup>

Goods and Services Tax
HERAMB PLASTIC INDU >

Dashboard    Services >    GST Law    Search Taxpayer >    Help >    e-Way Bill System

Dashboard > Returns > Transition Forms > TRAN - 2      English

Transition Forms

TRAN - 1
TRAN - 2
TRAN - 3

**TRAN - 2**

GSTIN - 26AAGFH2945H1ZD	Legal Name - HERAMB PLASTIC INDUSTRIES	Trade Name -
Year- 2017-18	Month- July	Status - Not Filed

**4 - Details of Inputs held on stock on appointment date in respect of which he is not in possession of any invoice/document evidencing payment of tax carried forward to Electronic Credit ledger**

**5 - Credit on State Tax on the stock (To be there only in States having VAT at single point)**

Important Message

Once you fill the details in relevant Tables, please submit the Form. Please be informed that once "Submit" button is clicked, **no modification will be allowed.**

I/We hereby solemnly affirm and declare that the information given herein above is true and correct to the best of my/our knowledge and belief and nothing has been concealed therefrom.

© 2016-17 Goods and Services Tax Network      Site Last Updated on      Designed & Developed by GSTN


Site best viewed at 1024 x 768 resolution in Internet Explorer 10+, Google Chrome 49+, Firefox 45+ and Safari 6+


2. Click the **ADD DETAILS** button to add a new invoice.

Credit on State Tax on the stock 

No Invoices found for the provided Inputs

**"Important Note"**

1. Please use '**JSON File Upload**' functionality if you have larger number of records. Use Online '**Add Details**' Functionality for adding lesser records.
2. JSON file can be generated from offline excel tool. [Click here](#)  to download the tool.
3. Please go through the '**Read Me**' sheet in the excel for complete information on how to use the tool.

 [Click here](#) to download all processed records.

## JSON File Upload

No file chosen

BACK

ADD DETAILS

3. In the **HSN** field, enter the HSN code as per applicable provision of reporting HSN code.
4. In the **Description** field, enter the description. (Either HSN or Description should be mandatorily entered) as declared in the table 7(d) of TRAN 1.
5. In the **UQC** field, select UQC.
6. In the **Qty.** field, enter the quantity of the opening stock for the tax period as declared in the table 7(d) of TRAN 1.
7. In the **Qty.** field, enter the quantity for the outward supply made in the tax period.
8. In the **Value** field, enter the total value of the outward supply made in the tax period.
9. In the **State/UT Tax** field, enter the State/ UT tax paid on the outward supply made in the tax period.
10. In the **Integrated Tax** field, enter the integrated tax paid on the outward supply made in the tax period.
11. In the **ITC Allowed** field, enter the ITC allowed as a percentage of the State/ UT/ Integrated tax paid depending on tax rate on the outward supply made in the tax period.
12. Click the **ADD** button.



Credit on State Tax on the stock - Add • Indicates Mandatory Fields

Opening stock for the tax period

HSN\*  Description\*  UQC\*

Qty.\*

Outward supply made

Qty.\*  Value\*  State/UT Tax\*

Integrated Tax\*  ITC allowed\*

Closing balance

Qty.

You will be directed to the previous page and invoice is added. You can click the **EDIT** button to edit the invoice or **DELETE** button to delete the invoice here.

Save successful

**"Important Note"**

1. Please use '**JSON File Upload**' functionality if you have larger number of records. Use Online '**Add Details**' Functionality for adding lesser records.
2. JSON file can be generated from offline excel tool. [Click here](#) to download the tool.
3. Please go through the '**Read Me**' sheet in the excel for complete information on how to use the tool.

[Click here](#) to download all processed records.

**JSON File Upload**

No file chosen

Processed Details

Opening stock for the tax period				Outward supply made					Closing balance	Actions
HSN	Description	UQC	Qty.	Qty.	Value	State/UT Tax	Integrated Tax	ITC allowed	Qty.	
61012000		BAG	34	12	45,566.00	7,777.00	0.00	4,555.00	22	<input type="button" value="Edit"/> <input type="button" value="Delete"/>

### Download Processed Records

Once files are updated, you can download the processed records (Both Online and Offline) in CSV format to verify the recorded added during upload. Click the **Click here** link.

Save successful

**"Important Note"**



1. Please use '**JSON File Upload**' functionality if you have larger number of records. Use Online '**Add Details**' Functionality for adding lesser records.
2. JSON file can be generated from offline excel tool. [Click here](#) to download the tool.
3. Please go through the '**Read Me**' sheet in the excel for complete information on how to use the tool.

[Click here](#) to download all processed records.

JSON File Upload

Choose File | No file chosen

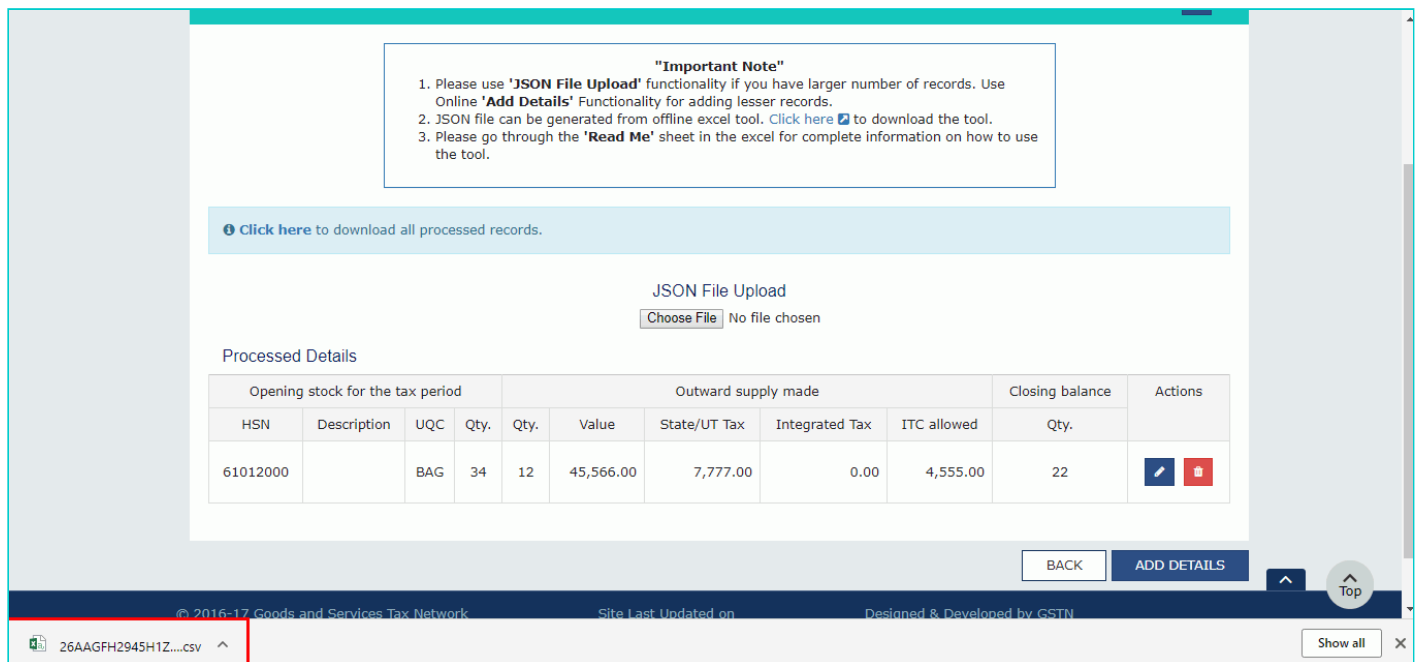
Processed Details

Opening stock for the tax period				Outward supply made					Closing balance	Actions
HSN	Description	UQC	Qty.	Qty.	Value	State/UT Tax	Integrated Tax	ITC allowed	Qty.	
61012000		BAG	34	12	45,566.00	7,777.00	0.00	4,555.00	22	 

BACK

ADD DETAILS

Processed records in CSV format are downloaded to verify the recorded added during upload.



**"Important Note"**



1. Please use '**JSON File Upload**' functionality if you have larger number of records. Use Online '**Add Details**' Functionality for adding lesser records.
2. JSON file can be generated from offline excel tool. [Click here](#) to download the tool.
3. Please go through the '**Read Me**' sheet in the excel for complete information on how to use the tool.

[Click here](#) to download all processed records.

JSON File Upload

Choose File | No file chosen

Processed Details

Opening stock for the tax period				Outward supply made					Closing balance	Actions
HSN	Description	UQC	Qty.	Qty.	Value	State/UT Tax	Integrated Tax	ITC allowed	Qty.	
61012000		BAG	34	12	45,566.00	7,777.00	0.00	4,555.00	22	 

BACK ADD DETAILS

© 2016-17 Goods and Services Tax Network Site Last Updated on Designed & Developed by GSTN

26AAGFH2945H1Z....csv Show all

## Offline Mode

### 4 - Details of Inputs held on stock on appointment date in respect of which he is not in possession of any invoice/document evidencing payment of tax carried forward to Electronic Credit ledger

**Note:** In case you have not declared anything in part 7B of table 7(a) of TRAN-1, you will not be permitted to fill any details in Table 4 of TRAN-2.

1. Click the **4 - Details of Inputs held on stock on appointment date in respect of which he is not in possession of any invoice/document evidencing payment of tax carried forward to Electronic Credit ledger** tile.

Goods and Services Tax

HERAMB PLASTIC INDU

Dashboard Services GST Law Search Taxpayer Help e-Way Bill System

Dashboard Returns Transition Forms TRAN - 2 English

Transition Forms

TRAN - 1 TRAN - 2 TRAN - 3

TRAN - 2

GSTIN - 26AAGFH2945H1ZD Legal Name - HERAMB PLASTIC INDUSTRIES Trade Name -  
Year- 2017-18 Month- July Status - Not Filed

**4 - Details of Inputs held on stock on appointment date in respect of which he is not in possession of any invoice/document evidencing payment of tax carried forward to Electronic Credit ledger**

**5 - Credit on State Tax on the stock (To be there only in States having VAT at single point)**

Important Message

Once you fill the details in relevant Tables, please submit the Form. Please be informed that once "Submit" button is clicked, **no modification will be allowed.**

I/We hereby solemnly affirm and declare that the information given herein above is true and correct to the best of my/our knowledge and belief and nothing has been concealed therefrom.

BACK PREVIEW SUBMIT FILE WITH DSC FILE WITH EVC

© 2016-17 Goods and Services Tax Network Site Last Updated on Designed & Developed by GSTN

Site best viewed at 1024 x 768 resolution in Internet Explorer 10+, Google Chrome 49+, Firefox 45+ and Safari 6+

**Note:** You can use 'JSON File Upload' functionality if you have larger number of records. This facility would be operational soon. Use Online 'Add Details' functionality for adding lesser records.

#### Download the sample JSON file:

1. Click the **Click here** link to download the same JSON file.

Dashboard Returns Transition Forms TRAN - 2 taxcarriedforward English

Details of Inputs held on stock on appointment date

No Invoices found for the provided Inputs

**"Important Note"**

1. Please use '**JSON File Upload**' functionality if you have larger number of records. Use Online '**Add Details**' Functionality for adding lesser records.
2. JSON file can be generated from offline excel tool. [Click here](#) to download the tool.
3. Please go through the '**Read Me**' sheet in the excel for complete information on how to use the tool.

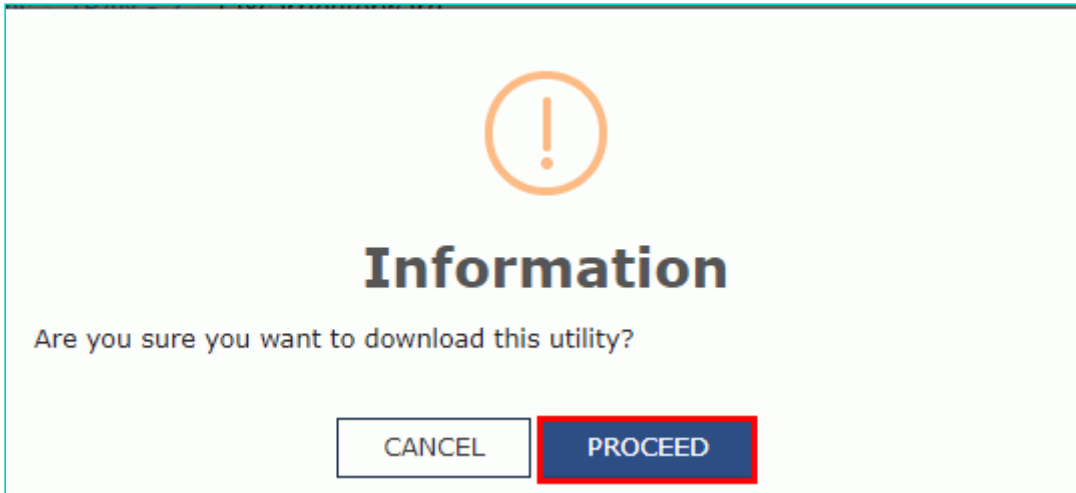
**Click here** to download all processed records.

JSON File Upload

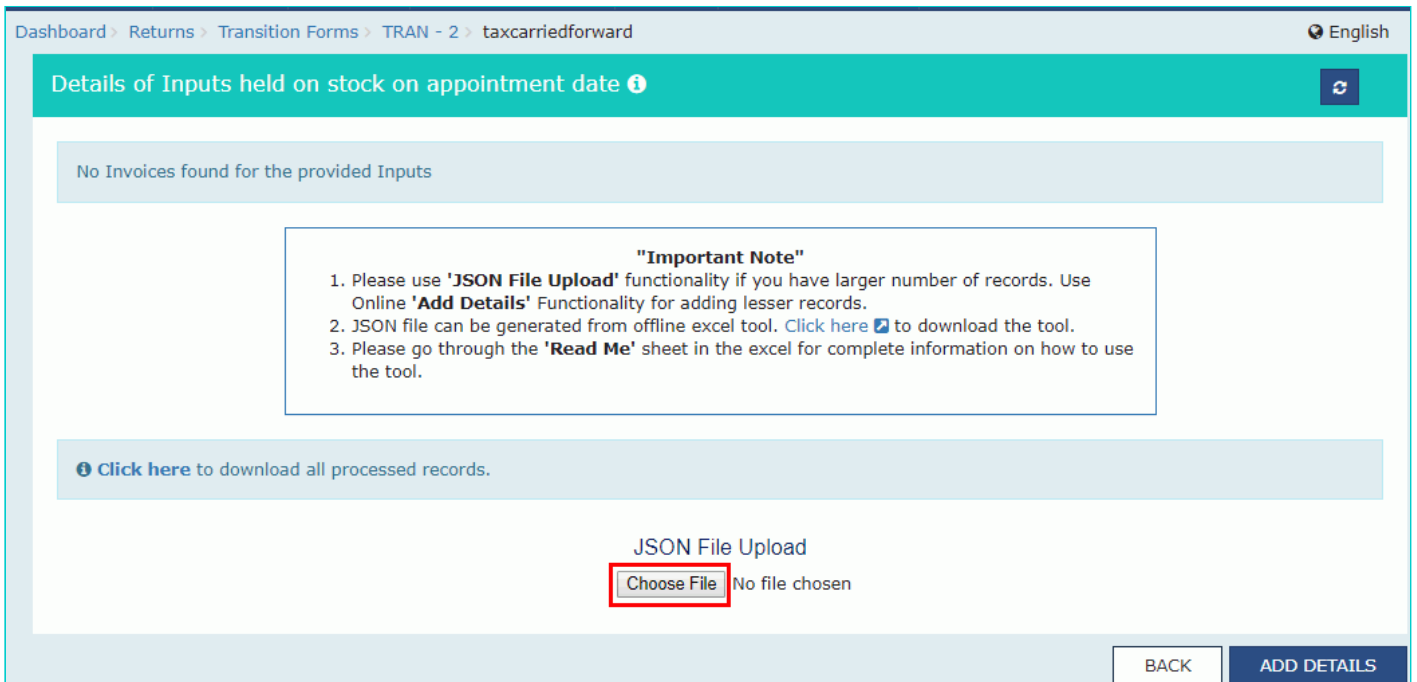
Choose File No file chosen

BACK ADD DETAILS

2. Click the **PROCEED** button.



3. Once downloaded, open the JSON file, fill the details and save it.
4. Click the **Choose File** button.



5. Select the JSON file and click the **Open** button.  
A success message is displayed that the JSON file is saved successfully.

## 5 - Credit on State Tax on the stock (To be there only in States having VAT at single point)

**Note:** In case you have not declared anything in table 7(d) of TRAN-1, you cannot fill any details in table 5 of TRAN-2.

1. Click the **5 - Credit on State Tax on the stock (To be there only in States having VAT at single point)** tile.

Skip to Main Content | A+ | A-

HERAMB PLASTIC INDU

**Goods and Services Tax**

Dashboard | Services | GST Law | Search Taxpayer | Help | e-Way Bill System

Dashboard > Returns > Transition Forms > TRAN - 2 | English

**Transition Forms**

TRAN - 1 | **TRAN - 2** | TRAN - 3

TRAN - 2

GSTIN - 26AAGFH2945H1ZD	Legal Name - HERAMB PLASTIC INDUSTRIES	Trade Name -
Year- 2017-18	Month- July	Status - Not Filed

**4 - Details of Inputs held on stock on appointment date in respect of which he is not in possession of any invoice/document evidencing payment of tax carried forward to Electronic Credit ledger**

**5 - Credit on State Tax on the stock (To be there only in States having VAT at single point)**

**Important Message**

Once you fill the details in relevant Tables, please submit the Form. Please be informed that once "Submit" button is clicked, **no modification will be allowed.**

I/We hereby solemnly affirm and declare that the information given herein above is true and correct to the best of my/our knowledge and belief and nothing has been concealed therefrom.

© 2016-17 Goods and Services Tax Network | Site Last Updated on | Designed & Developed by GSTN

Site best viewed at 1024 x 768 resolution in Internet Explorer 10+, Google Chrome 49+, Firefox 45+ and Safari 6+

Top

**Note:** You can use 'JSON File Upload' functionality if you have larger number of records. This offline functionality would be made operational soon. Use Online 'Add Details' functionality for adding lesser records.

**Download the sample JSON file:**

1. Click the **Click here** link to download the same JSON file.

Dashboard > Returns > Transition Forms > TRAN - 2 > creditonstatetax | English

**Credit on State Tax on the stock**

No Invoices found for the provided Inputs

**"Important Note"**

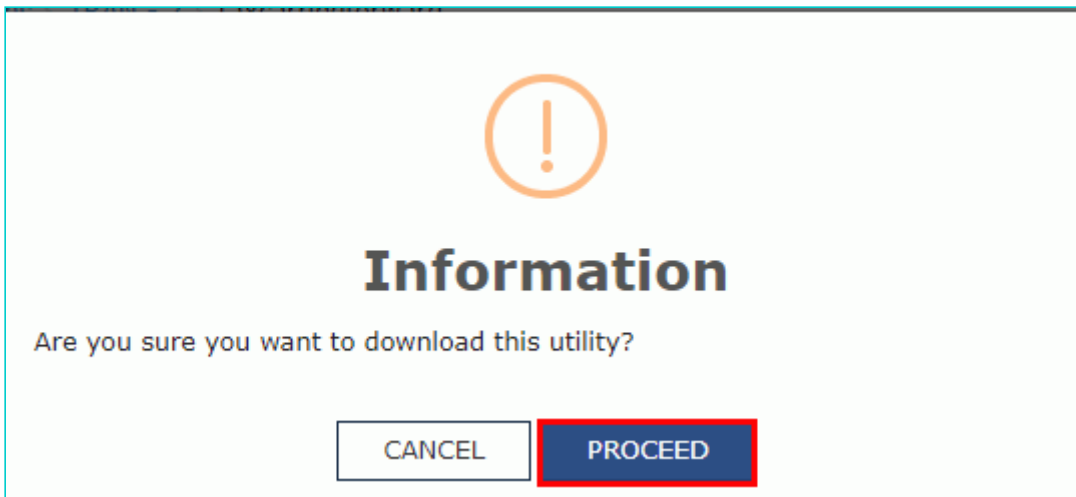
1. Please use '**JSON File Upload**' functionality if you have larger number of records. Use Online '**Add Details**' Functionality for adding lesser records.
2. JSON file can be generated from offline excel tool. [Click here](#) to download the tool.
3. Please go through the '**Read Me**' sheet in the excel for complete information on how to use the tool.

**Click here** to download all processed records.

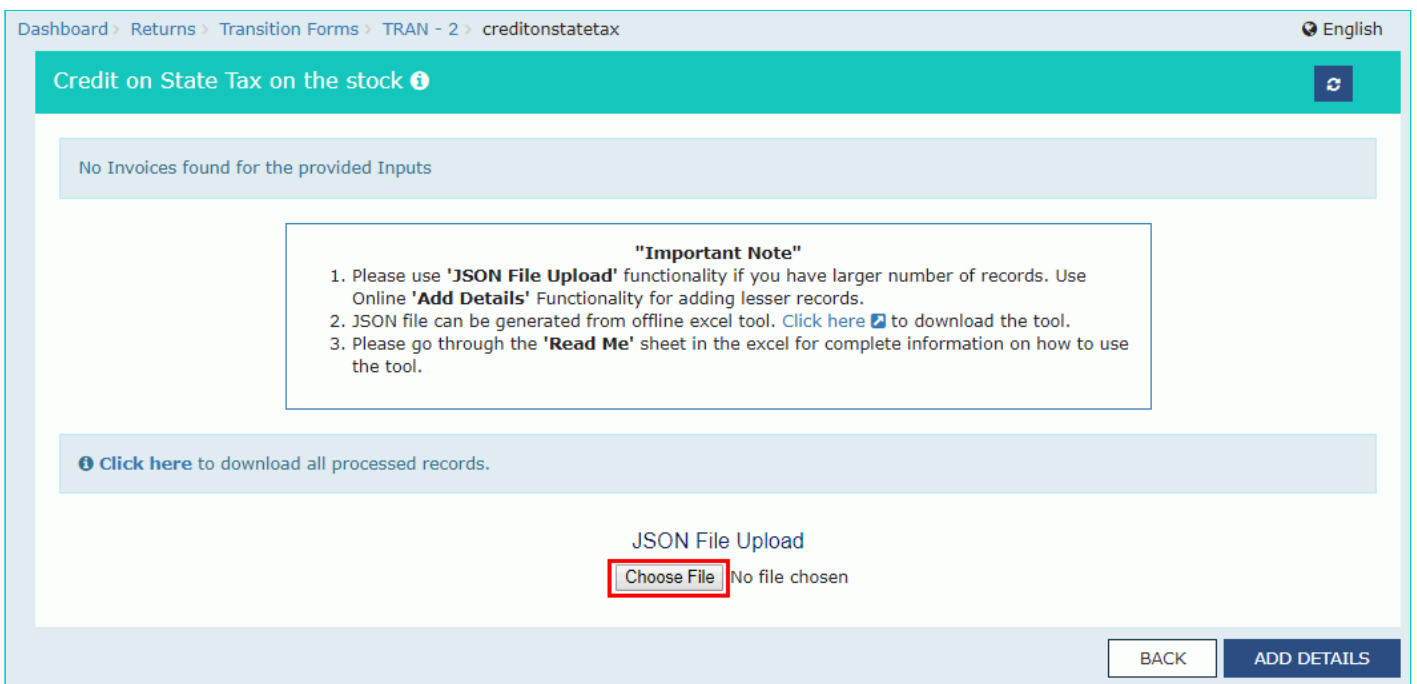
**JSON File Upload**

No file chosen

2. Click the **PROCEED** button.



3. Once downloaded, open the JSON file, fill the details and save it.
4. Click the **Choose File** button.



5. Select the JSON file and click the **Open** button.
- A success message is displayed that the JSON file is saved successfully.

### 3. Preview TRAN-2

Once you have entered all the details, click the **PREVIEW** button. This button will download the draft Summary page of your TRAN-2 for your review. It is recommended that you download this Summary page and review the summary of entries made in different sections with patience before submitting the TRAN-2. The PDF file generated would bear watermark of draft as the details are yet to be submitted.

**Note:** The submit button will freeze TRAN-2 for that particular month.

Skip to Main Content | A+ | A- | HERAMB PLASTIC INDU

# Goods and Services Tax

Dashboard | Services | GST Law | Search Taxpayer | Help | e-Way Bill System

Dashboard > Returns > Transition Forms > TRAN - 2 | English

## Transition Forms

TRAN - 1 | TRAN - 2 | TRAN - 3

### TRAN - 2

GSTIN - 26AAGFH2945H1ZD	Legal Name - HERAMB PLASTIC INDUSTRIES	Trade Name -
Year- 2017-18	Month- July	Status - Not Filed

**4 - Details of Inputs held on stock on appointment date in respect of which he is not in possession of any invoice/document evidencing payment of tax carried forward to Electronic Credit ledger**

**5 - Credit on State Tax on the stock (To be there only in States having VAT at single point)**

**Important Message**

Once you fill the details in relevant Tables, please submit the Form. Please be informed that once "Submit" button is clicked, **no modification will be allowed.**

I/We hereby solemnly affirm and declare that the information given herein above is true and correct to the best of my/our knowledge and belief and nothing has been concealed therefrom.

[BACK](#) | [PREVIEW](#) | [SUBMIT](#) | [FILE WITH DSC](#) | [FILE WITH EVC](#)

© 2016-17 Goods and Services Tax Network | Site Last Updated on | Designed & Developed by GSTN

Site best viewed at 1024 x 768 resolution in Internet Explorer 10+, Google Chrome 49+, Firefox 45+ and Safari 6+

Top

The PDF is displayed.

**FORM GST TRAN-2****[Refer Rule 117(4)]**

Year	2017-18
Month	July

1.GSTIN	26AAGFH2945H1ZD
2(a) .Legal name of the registered person	HERAMB PLASTIC INDUSTRIES
2(b).Trade name, if any	-

**4.Details of Inputs held on stock on appointment date in respect of which he is not in possession of any invoice/document evidencing payment of tax carried forward to Electronic Credit ledger**

A. Opening Balance

Quantity
23

B. Outward supply made

No. of Records	Supply Quantity	Value	Central Tax	Integrated Tax	ITC allowed
1	17	5667777	7777	0	2333

C. Closing Balance

Quantity
6

**5.Credit on State Tax on the stock (To be there only in States having VAT at single point)**

A. Opening Balance

Quantity
34

B. Outward supply made

No. of Records	Supply Quantity	Value	State/UT Tax	Integrated Tax	ITC allowed
1	12	45566	7777	0	4555

C. Closing Balance

Quantity
22

#### 4. Submit TRAN - 2 to freeze data

1. Click the **SUBMIT** button to freeze the TRAN - 2.

Please note that after submit, no modification is possible. Hence ensure that details are filled correctly before clicking on Submit button.



Skip to Main Content | A+ | A-

Goods and Services Tax | HERAMB PLASTIC INDU

Dashboard | Services | GST Law | Search Taxpayer | Help | e-Way Bill System

Dashboard | Returns | Transition Forms | TRAN - 2 | English

### Transition Forms

TRAN - 1 | TRAN - 2 | TRAN - 3

#### TRAN - 2

GSTIN - 26AAGFH2945H1ZD	Legal Name - HERAMB PLASTIC INDUSTRIES	Trade Name -
Year- 2017-18	Month- July	Status - Not Filed

**4 - Details of Inputs held on stock on appointment date in respect of which he is not in possession of any invoice/document evidencing payment of tax carried forward to Electronic Credit ledger**

**5 - Credit on State Tax on the stock (To be there only in States having VAT at single point)**

**Important Message**

Once you fill the details in relevant Tables, please submit the Form. Please be informed that once "Submit" button is clicked, **no modification will be allowed.**

I/We hereby solemnly affirm and declare that the information given herein above is true and correct to the best of my/our knowledge and belief and nothing has been concealed therefrom.


BACK | PREVIEW | **SUBMIT** | FILE WITH DSC | FILE WITH EVC

© 2016-17 Goods and Services Tax Network | Site Last Updated on | Designed & Developed by GSTN

Site best viewed at 1024 x 768 resolution in Internet Explorer 10+, Google Chrome 49+, Firefox 45+ and Safari 6+

Top

2. Click the **PROCEED** button to submit the TRAN - 2.



You are about to submit FORM GST TRAN - 2 . No further changes are allowed after submitting the form . Would you like to proceed ?

CANCEL | **PROCEED**

3. A success message is displayed at the top of the page. Once you submit the data, data is frozen and you cannot change any fields.

Skip to Main Content A+ A-

Goods and Services Tax

HERAMB PLASTIC INDU

Dashboard Services GST Law Search Taxpayer Help e-Way Bill System

Dashboard Returns Transition Forms TRAN - 2 English

Transition Forms

TRAN - 1 TRAN - 2 TRAN - 3

TRAN - 2

TRAN - 2 has been submitted successfully.

GSTIN - 26AAGFH2945H1ZD Legal Name - HERAMB PLASTIC INDUSTRIES Trade Name -  
Year- 2017-18 Month- July Status - Submitted

4 - Details of Inputs held on stock on appointment date in respect of which he is not in possession of any invoice/document evidencing payment of tax carried forward to Electronic Credit ledger

5 - Credit on State Tax on the stock (To be there only in States having VAT at single point)

Important Message

Once you fill the details in relevant Tables, please submit the Form. Please be informed that once "Submit" button is clicked, **no modification will be allowed.**

I/We hereby solemnly affirm and declare that the information given herein above is true and correct to the best of my/our knowledge and belief and nothing has been concealed therefrom.

BACK PREVIEW SUBMIT FILE WITH DSC FILE WITH EVC

© 2016-17 Goods and Services Tax Network Site Last Updated on Designed & Developed by GSTN

Site best viewed at 1024 x 768 resolution in Internet Explorer 10+, Google Chrome 49+, Firefox 45+ and Safari 6+

Refresh the page and status of the TRAN - 2 - is changed from "Not filed" to "Submitted".

4. Click the **PREVIEW** button again, to download the submitted TRAN-2 in PDF format.

Skip to Main Content A+ A-

Goods and Services Tax

HERAMB PLASTIC INDU

Dashboard Services GST Law Search Taxpayer Help e-Way Bill System

Dashboard Returns Transition Forms TRAN - 2 English

Transition Forms

TRAN - 1 TRAN - 2 TRAN - 3

TRAN - 2

GSTIN - 26AAGFH2945H1ZD Legal Name - HERAMB PLASTIC INDUSTRIES Trade Name -  
Year- 2017-18 Month- July Status - Submitted

4 - Details of Inputs held on stock on appointment date in respect of which he is not in possession of any invoice/document evidencing payment of tax carried forward to Electronic Credit ledger

5 - Credit on State Tax on the stock (To be there only in States having VAT at single point)

Important Message

Once you fill the details in relevant Tables, please submit the Form. Please be informed that once "Submit" button is clicked, **no modification will be allowed.**

I/We hereby solemnly affirm and declare that the information given herein above is true and correct to the best of my/our knowledge and belief and nothing has been concealed therefrom.

BACK PREVIEW SUBMIT FILE WITH DSC FILE WITH EVC

© 2016-17 Goods and Services Tax Network Site Last Updated on Designed & Developed by GSTN

Site best viewed at 1024 x 768 resolution in Internet Explorer 10+, Google Chrome 49+, Firefox 45+ and Safari 6+

The PDF file generated would now bear watermark of final Form GST TRAN-2.

**FORM GST TRAN-2**  
**[Refer Rule 117(4)]**

Year	2017-18
Month	July

1.GSTIN	26AAGFH2945H1ZD
2(a) .Legal name of the registered person	HERAMB PLASTIC INDUSTRIES
2(b).Trade name, if any	-

**4.Details of Inputs held on stock on appointment date in respect of which he is not in possession of any invoice/document evidencing payment of tax carried forward to Electronic Credit ledger**

A.Opening Balance

Quantity
23

B.Outward supply made

No. of Records	Supply Quantity	Value	Central Tax	Integrated Tax	ITC allowed
1	17	5667777	77777	0	2333

C.Closing Balance

Quantity
6

**5.Credit on State Tax on the stock (To be there only in States having VAT at single point)**

A.Opening Balance

Quantity
34

B.Outward supply made

No. of Records	Supply Quantity	Value	State/UT Tax	Integrated Tax	ITC allowed
1	12	45566	7777	0	4555

C.Closing Balance

Quantity
22

## 5. File TRAN - 2 with DSC or EVC

1. Select the checkbox for declaration.
2. From the **Authorised Signatory** drop-down list, select the authorized signatory.
3. Click the **FILE WITH DSC** or **FILE WITH EVC** button.

Skip to Main Content A+ A-

Goods and Services Tax HERAMB PLASTIC INDU

Dashboard Services GST Law Search Taxpayer Help e-Way Bill System

Dashboard Returns Transition Forms TRAN - 2 English

### Transition Forms

TRAN - 1 TRAN - 2 TRAN - 3

TRAN - 2

GSTIN - 26AAGFH2945H1ZD	Legal Name - HERAMB PLASTIC INDUSTRIES	Trade Name -
Year- 2017-18	Month- July	Status - Submitted

**4 - Details of Inputs held on stock on appointment date in respect of which he is not in possession of any invoice/document evidencing payment of tax carried forward to Electronic Credit ledger**

**5 - Credit on State Tax on the stock (To be there only in States having VAT at single point)**

**Important Message**

Once you fill the details in relevant Tables, please submit the Form. Please be informed that once "Submit" button is clicked, **no modification will be allowed.**

I/We hereby solemnly affirm and declare that the information given herein above is true and correct to the best of my/our knowledge and belief and nothing has been concealed therefrom.

Authorised Signatory \*

Gyanendra Dwivedi


BACK PREVIEW SUBMIT FILE WITH DSC FILE WITH EVC

© 2016-17 Goods and Services Tax Network Site Last Updated on Designed & Developed by GSTN

Site best viewed at 1024 x 768 resolution in Internet Explorer 10+, Google Chrome 49+, Firefox 45+ and Safari 6+

#### FILE WITH DSC:

- a. Click the **PROCEED** button.



## Warning

You are about to file TRAN - 2 of 26AAGFH2945H1ZD. Would you like to proceed? No changes can be made in this return after filing.

CANCEL PROCEED

- b. Select the certificate and click the **SIGN** button.

#### FILE WITH EVC:

- a. Enter the OTP sent on email and mobile number of the Authorized Signatory registered at the GST Portal and click the **VERIFY** button.


## Enter One Time Password ✕

Your OTP has been sent to your mobile no. Please enter your OTP here

4. The success message is displayed and ARN is generated. The ARN is sent to taxpayer's registered e-mail ID and mobile number.

Status of the TRAN - 2 changes from "Submitted" to "Filed".

Skip to Main Content ⦿ A<sup>+</sup> A<sup>-</sup>

 **Goods and Services Tax** HERAMB PLASTIC INDU

Dashboard Services ▾ GST Law Search Taxpayer ▾ Help ▾ e-Way Bill System

Dashboard > Returns > Transition Forms > TRAN - 2 English

### Transition Forms

TRAN - 1 **TRAN - 2** TRAN - 3

TRAN - 2

GSTIN - 26AAGFH2945H1ZD	Legal Name - HERAMB PLASTIC INDUSTRIES	Trade Name -
Year- 2017-18	Month- July	Status - Filed

**4 - Details of Inputs held on stock on appointment date in respect of which he is not in possession of any invoice/document evidencing payment of tax carried forward to Electronic Credit ledger**

**5 - Credit on State Tax on the stock (To be there only in States having VAT at single point)**

**Important Message**

Once you fill the details in relevant Tables, please submit the Form. Please be informed that once "Submit" button is clicked, **no modification will be allowed.**

I/We hereby solemnly affirm and declare that the information given herein above is true and correct to the best of my/our knowledge and belief and nothing has been concealed therefrom.

Authorised Signatory \*

Gyanendra Dwivedi

© 2016-17 Goods and Services Tax Network Site Last Updated on Designed & Developed by GSTN

Site best viewed at 1024 x 768 resolution in Internet Explorer 10+, Google Chrome 49+, Firefox 45+ and Safari 6+ Top